

LEGEND

	200MM DINCEL WALL
	250MM BRICK VENEER CONSTRUCTION
	270MM DOUBLE BRICK CONSTRUCTION
	110MM SINGLE BRICK CONSTRUCTION
	110MM STUD WALL
	200MM BLOCK WALL CONSTRUCTION

EX XXXX EXISTING NATURAL GROUND LEVELS


30 SET DOWN IN BATHROOMS

XXXX SSL - STRUCTURAL SLAB LEVEL

--- EXISTING STRUCTURES TO BE DEMOLISHED.

GENERAL NOTES:

1. Written dimensions to take precedence over scale.
2. Builder to verify all boundary clearances and site set out dimensions prior to commencement of construction.
3. Levels and contours are based on supplied datum, prior to construction the relevant authority should be contacted for possible minimum floor level requirements and flood information.
4. All works to be carried out in accordance with the Building Code of Australia, all Local and State Government Ordinances, relevant Australian Standards, Local Electricity and Water Authorities concerned.
5. All structural work and site drainage to be subject to the Engineers details or certification where required by Council.
6. Articulation joints in masonry to be provided as per Engineers Details and/or in accordance with BCA clause 3.3.1.8.
7. Retaining walls are required to be engineer designed and certified where required.
8. All plumbing works to be strictly in accordance with A.S. 3500 and approved by relevant authorities.
9. All drawings are to be read in conjunction with the Engineer's Structural Drawings.
10. All windows and glazing to comply with A.S. 1288 & A.S. 2047.
11. Builders to comply with appropriate soil classification described in Table 3.1.1.1 BCA Vol 2
12. Engineer to provide design to address loadings if built in close proximity to sewer, stormwater easements.
13. Vehicular crossover to be constructed as per Council requirements.
14. Articulated joints in accordance with BCA 3.3.1.8 (Vo2)
15. Ventilation to be to be an exhaust fan in accordance with BCA-14.5 & As-1668.2
16. Provide cold water connection & gpo to dishwasher space
17. Hotwater system to comply with A.S.3500
18. Downpipes to be a maximum 12m spacing and adjacent to valley intersections
19. Drainage to be in accordance with part 3 of the BCA, point of discharge to meet local authority requirement.

PLATFORM 5
DESIGN

24A BURLEIGH STREET, BURWOOD, NSW, SYDNEY - 2134-

EMAIL: INFO@PLATFORMFIVE.COM.AU

WEBSITE: WWW.PLATFORMFIVE.COM.AU

PROJECT TITLE

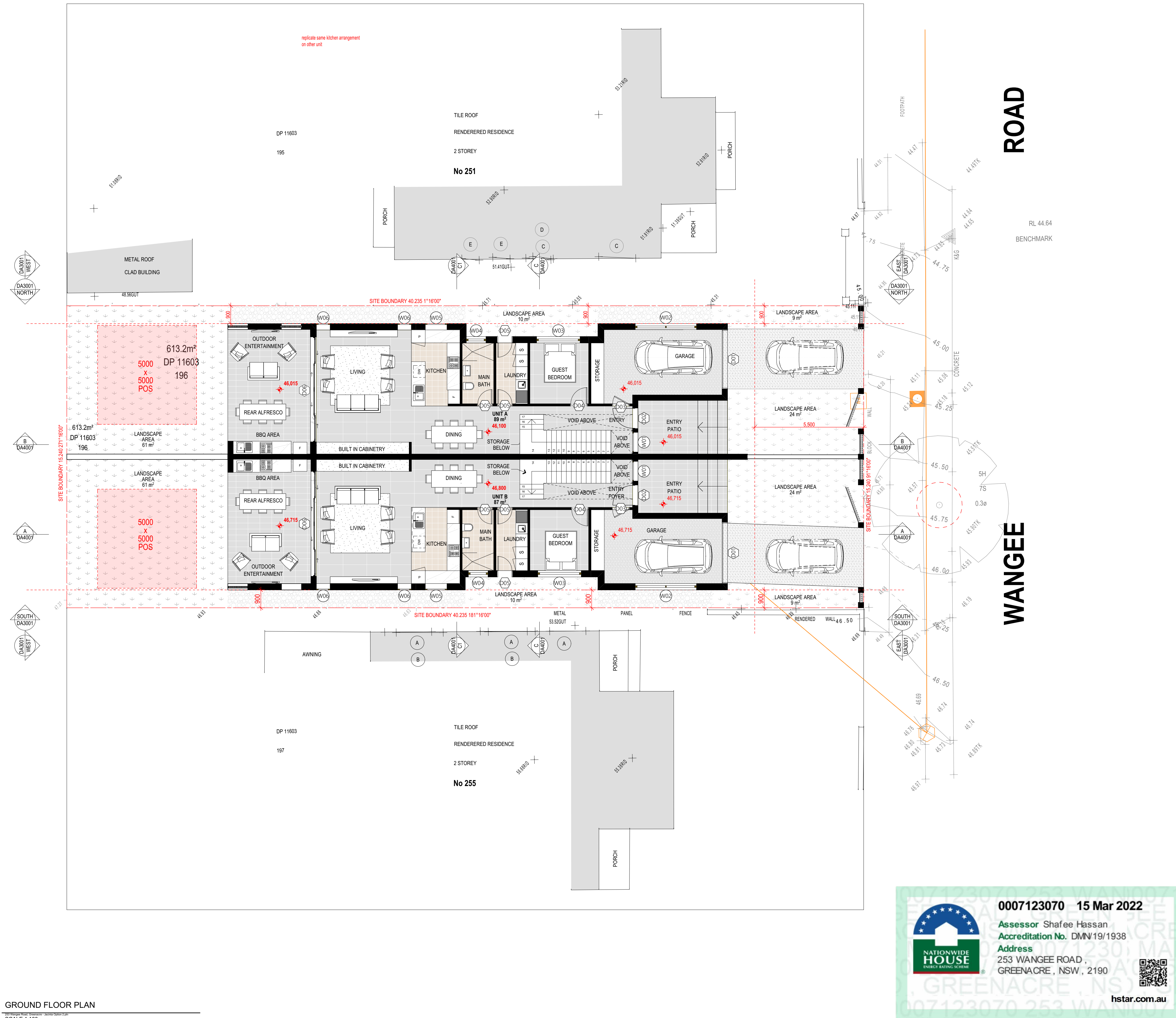
253 WANGEE ROAD, GREENACRE - NSW - 2190

CLIENT

MR. CHARLIE SABA

REV	DESCRIPTION	DATE
P01	ISSUE FOR REVIEW	15/02/2022
P02	ISSUE FOR DA SUBMISSION	23/02/2022

DRAWING TITLE: GROUND FLOOR PLAN	PROJECT NUMBER: 19-064
--	----------------------------------

DRAWING NUMBER: **DA2003**DATE OF ISSUE **15/03/2022****P01****N**SCALE: **AS SHOWN****DEVELOPMENT APPLICATION**

GROUND FLOOR PLAN

SCALE 1:100



LEGEND

- 200MM DINCEL WALL
250MM BRICK VENEER CONSTRUCTION
270MM DOUBLE BRICK CONSTRUCTION
110MM SINGLE BRICK CONSTRUCTION
110MM STUD WALL
200MM BLOCK WALL CONSTRUCTION

EX XXXX EXISTING NATURAL GROUND LEVELS

30 SET DOWN IN BATHROOMS


XXXX SSL - STRUCTURAL SLAB LEVEL

EXISTING STRUCTURES TO BE DEMOLISHED.

GENERAL NOTES:

1. Written dimensions to take precedence over scale
2. Builder to verify all boundary clearances and site set out dimensions prior to commencement of construction
3. Levels and contours are based on supplied datum, prior to construction the relevant authority should be contacted for possible minimum floor level requirements and flood information
4. All works to be carried out in accordance with the Building Code of Australia, all Local and State Government Ordinances, relevant Australian Standards, Local Electricity and Water Authorities concerned
5. All structural work and site drainage to be subject to the Engineers details or certification where required by Council
6. Articulation joints in masonry to be provided as per Engineers Details and/or in accordance with BCA clause 3.3.1.8
7. Retaining walls are required to be engineer designed and certified where required
8. All plumbing works to be strictly in accordance with A.S. 3500 and approved by relevant authorities
9. All drawings are to be read in conjunction with the Engineer's Structural Drawings
10. All windows and glazing to comply with A.S. 1288 & A.S. 2047
11. Batters to comply with appropriate soil classification described in Table 3.1.1.1 BCA Vol 2
12. Engineer to provide design to address footings if built in close proximity to sewer, stormwater easements
13. Vehicular crossover to be constructed as per Council requirements
14. Articulated joints in accordance with BCA 3.3.1.8 (Vo2)
15. Ventilation to be to be an exhaust fan in accordance with BCA-14.5 & As-1668.2
16. Provide cold water connection & gpo to dishwasher space
17. Hotwater system to comply with A.S.3500
18. Downpipes to be a maximum 12m spacing and adjacent to valley intersections
19. Drainage to be in accordance with part 3 of the BCA, point of discharge to meet local authority requirement

PLATFORM 5
DESIGN



24A BURLEIGH STREET, BURWOOD, NSW, SYDNEY - 2134-

EMAIL: INFO@PLATFORMFIVE.COM.AU

WEBSITE: WWW.PLATFORMFIVE.COM.AU

PROJECT TITLE

253 WANGEE ROAD, GREENACRE - NSW - 2190

CLIENT

MR. CHARLIE SABA

REV	DESCRIPTION	DATE
P01	ISSUE FOR REVIEW	15/02/2022
P02	ISSUE FOR DA SUBMISSION	23/02/2022

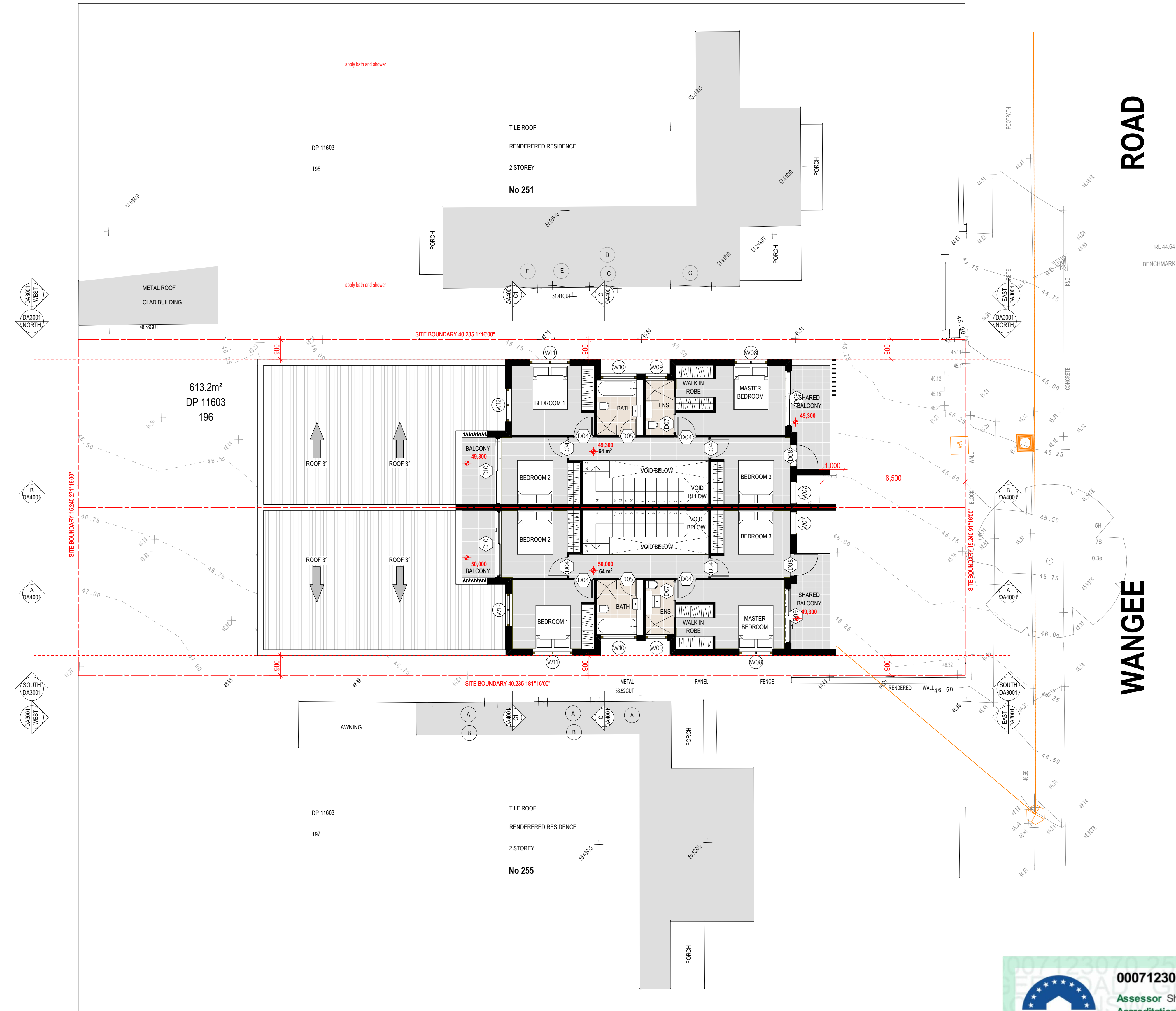
DRAWING TITLE: LEVEL ONE	PROJECT NUMBER: 19-064
------------------------------------	----------------------------------

DRAWING NUMBER: **DA2003**

DATE OF ISSUE **15/03/2022** **P01** **N**

SCALE: **AS SHOWN**

DEVELOPMENT APPLICATION



LEVEL 01

SCALE 1:100



LEGEND

- 200MM DINCEL WALL
- 250MM BRICK VENEER CONSTRUCTION
- 270MM DOUBLE BRICK CONSTRUCTION
- 110MM SINGLE BRICK CONSTRUCTION
- 110MM STUD WALL
- 200MM BLOCK WALL CONSTRUCTION

EX XXXX EXISTING NATURAL GROUND LEVELS


30 SET DOWN IN BATHROOMS

XXXX SSL - STRUCTURAL SLAB LEVEL

EXISTING STRUCTURES TO BE DEMOLISHED.

GENERAL NOTES:

1. Written dimensions to take precedence over scale
2. Builder to verify all boundary clearances and site set out dimensions prior to commencement of construction
3. Levels and contours are based on supplied datum, prior to construction the relevant authority should be contacted for possible minimum floor level requirements and flood information
4. All works to be carried out in accordance with the Building Code of Australia, all Local and State Government Ordinances, relevant Australian Standards, Local Electricity and Water Authorities concerned.
5. All structural work and site drainage to be subject to the Engineers details or certification where required by Council.
6. Articulation joints in masonry to be provided as per Engineers Details and/or in accordance with BCA clause 3.3.1.8
7. Retaining walls are required to be engineer designed and certified where required.
8. All plumbing works to be strictly in accordance with A.S. 3500 and approved by relevant authorities.
9. All drawings are to be read in conjunction with the Engineer's Structural Drawings.
10. All windows and glazing to comply with A.S. 1288 & A.S. 2047.
11. Batters to comply with appropriate soil classification described in Table 3.1.1.1 BCA Vol 2
12. Engineer to provide design to address loadings if built in close proximity to sewer, stormwater easements.
13. Vehicular crossover to be constructed as per Council requirements.
14. Articulated joints in accordance with BCA 3.3.1.5 (Vol2)
15. Ventilation to be to be an exhaust fan in accordance with BCA-14.5 & As-1668.2
16. Provide cold water connection & go to dishwasher space
17. Hotwater system to comply with A.S.3500
18. Downpipes to be a maximum 12m spacing and adjacent to valley intersections
19. Drainage to be in accordance with part 3 of the BCA, point of discharge to meet local authority requirement



24A BURLEIGH STREET, BURWOOD, NSW, SYDNEY - 2134-

EMAIL: INFO@PLATFORMFIVE.COM.AU

WEBSITE: WWW.PLATFORMFIVE.COM.AU

PROJECT TITLE

253 WANGEE ROAD, GREENACRE - NSW - 2190

CLIENT

MR. CHARLIE SABA

REV	DESCRIPTION	DATE
P01	ISSUE FOR REVIEW	15/02/2022
P02	ISSUE FOR DA SUBMISSION	23/02/2022

DRAWING TITLE:	PROJECT NUMBER:
ROOF PLAN	19-064

DRAWING NUMBER: **DA2004**

DATE OF ISSUE: **15/03/2022**

P01

N

SCALE: **AS SHOWN**

DEVELOPMENT APPLICATION

2. ROOF

SCALE 1:100

